

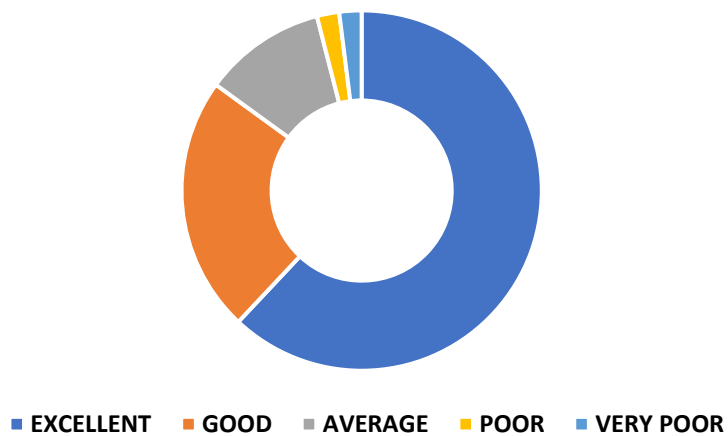
## Ganesh Dutt College, Begusarai

### Student Satisfaction Survey of U.G. & P.G. Students- 2019-2020

#### 1. Teacher being able to encourage conceptual clarity and understanding.

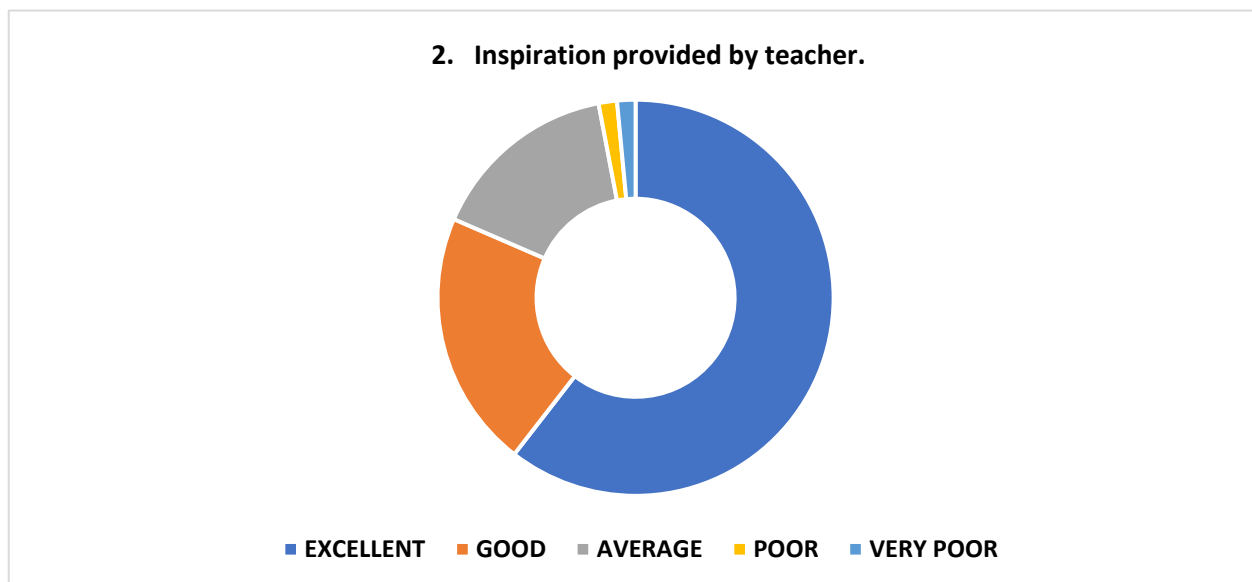
	NO. OF PARTICIPANTS	COURSE					
			EXCELLENT	GOOD	AVERAGE	POOR	VERY POOR
	200	U.G. & P.G.	124	46	22	4	4

#### 1. Teacher being able to encourage conceptual clarity and understanding



## 2. Inspiration provided by the teacher.

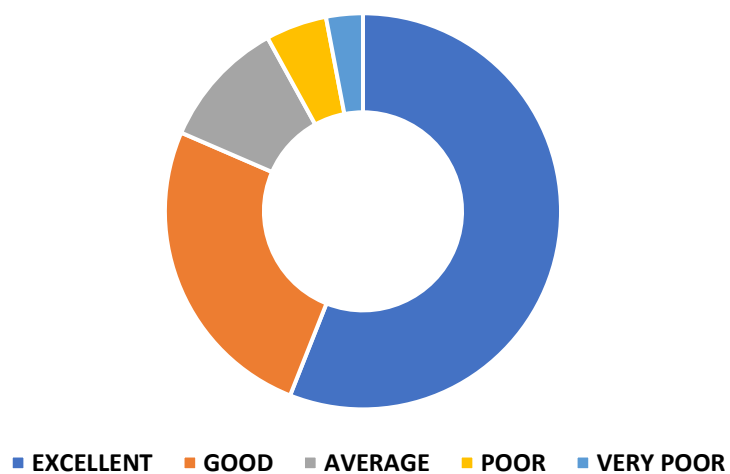
	NO. OF PARTICIPANTS	COURSE					
			EXCELLENT	GOOD	AVERAGE	POOR	VERY POOR
	200	U.G. & P.G.	121	42	31	3	3



## 3. Teacher's ability for communication.

	NO. OF PARTICIPANTS	COURSE					
			EXCELLENT	GOOD	AVERAGE	POOR	VERY POOR
	200	U.G. & P.G.	112	51	21	10	6

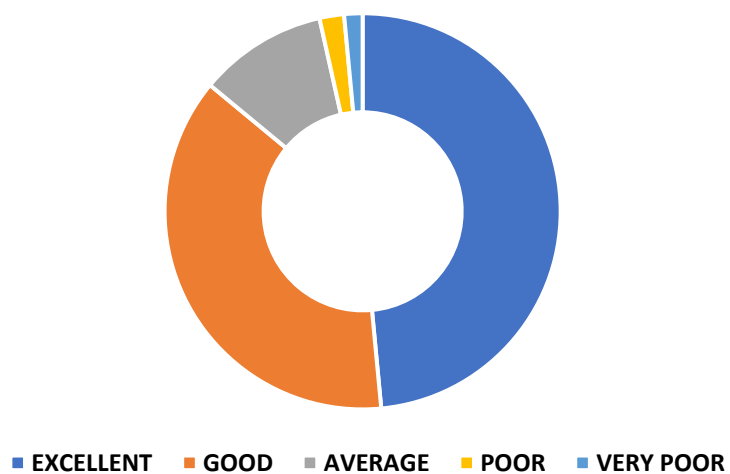
### 3. Teacher's ability for communication.



### 4. Regularity and availability of the teacher.

	NO. OF PARTICIPANTS	COURSE					
			EXCELLENT	GOOD	AVERAGE	POOR	VERY POOR
	200	U.G. & P.G.	97	75	21	4	3

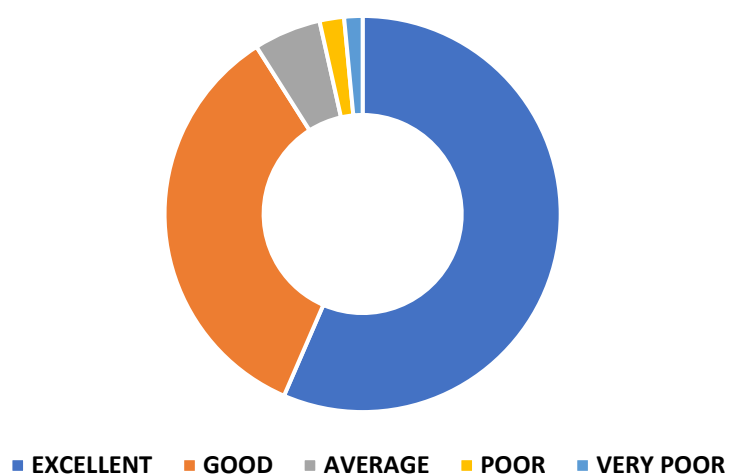
#### 4. Regularity and availability of the teacher.



#### 5. The subject understanding of the teacher.

	NO. OF PARTICIPANTS	COURSE					
			EXCELLENT	GOOD	AVERAGE	POOR	VERY POOR
	200	U.G. & P.G.	113	69	11	4	3

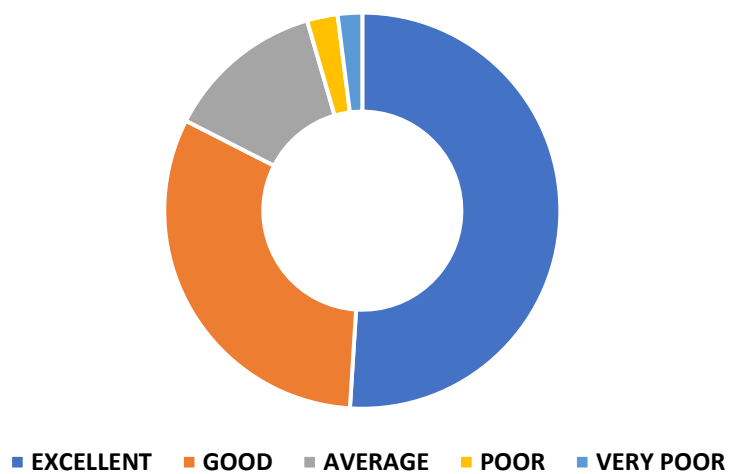
### 5. The subject understanding of the teacher.



### 6. Course, Completion and Coverage by Teacher.

	NO. OF PARTICIPANTS	COURSE					
			EXCELLENT	GOOD	AVERAGE	POOR	VERY POOR
	200	U.G. & P.G.	102	63	26	5	4

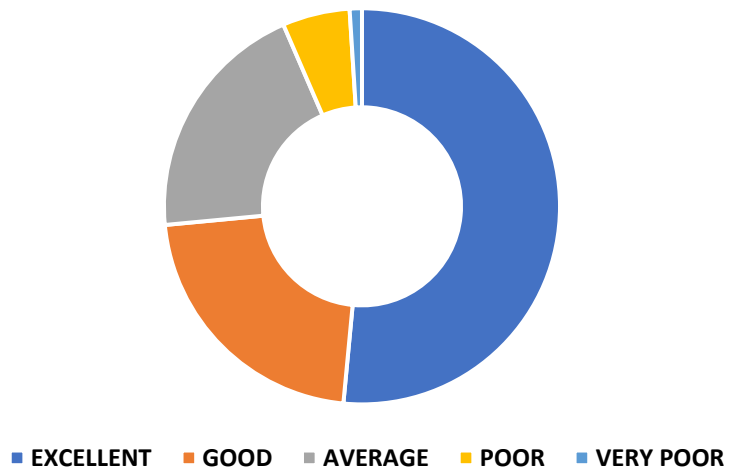
#### 6. Course, Completion and Coverage by Teacher.



#### 7. Teacher combines theory with practical illustrations.

	NO. OF PARTICIPANTS	COURSE					
			EXCELLENT	GOOD	AVERAGE	POOR	VERY POOR
	200	U.G. & P.G.	103	44	40	11	2

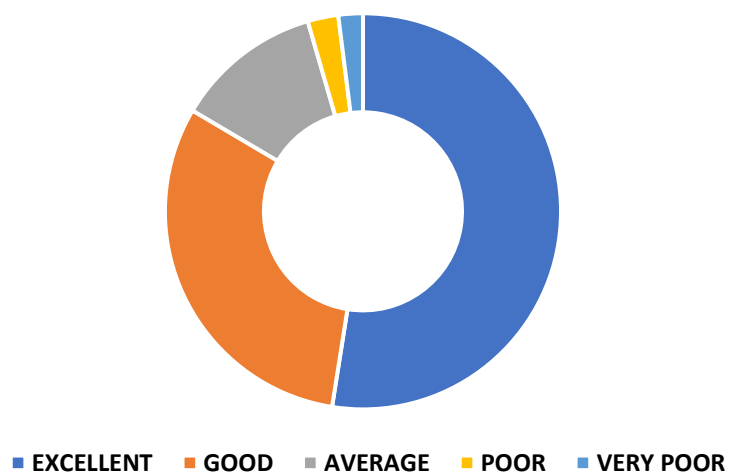
**7. Teacher combines theory with practical illustrations.**



**8. Guidance and interaction of teachers outside of the classroom.**

	NO. OF PARTICIPANTS	COURSE					
			EXCELLENT	GOOD	AVERAGE	POOR	VERY POOR
	200	U.G. & P.G.	105	62	24	5	4

**8. Guidance and interaction of teachers outside of the classroom.**

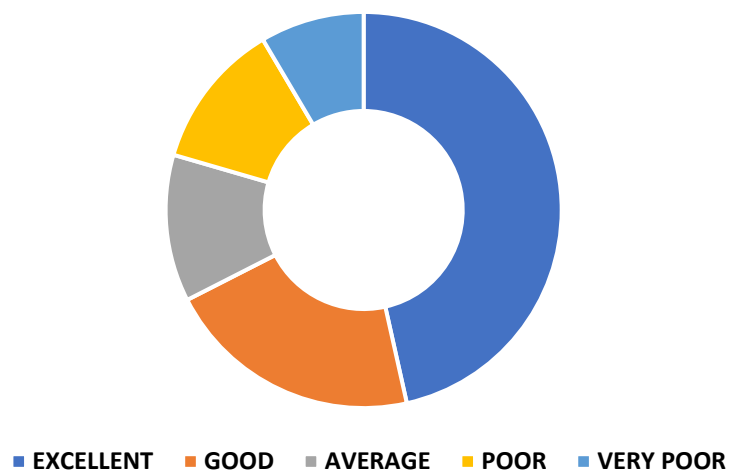


**9. Feedback on campus infrastructure.**

	NO. OF PARTICIPANTS	COURSE					
			EXCELLENT	GOOD	AVERAGE	POOR	VERY POOR
	200	U.G. & P.G.	93	42	24	24	17



### 9. Feedback on campus infrastructure.



### 10. Feedback on Governance and Administration.

	NO. OF PARTICIPANTS	COURSE					
			EXCELLENT	GOOD	AVERAGE	POOR	VERY POOR
	200	U.G.& P.G.	107	59	15	12	7

10. Feedback on Governance and Administration.

