

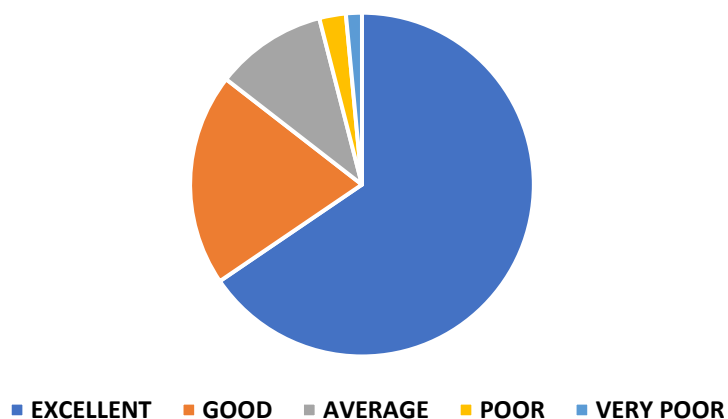
## Ganesh Dutt College, Begusarai

### Student Satisfaction Survey of U.G. & P.G. Students – 2018-2019

#### 1. Teacher being able to encourage conceptual clarity and understanding.

	NO. OF PARTICIPANTS	COURSE					
			EXCELLENT	GOOD	AVERAGE	POOR	VERY POOR
	200	U.G. & P.G.	131	40	21	5	3

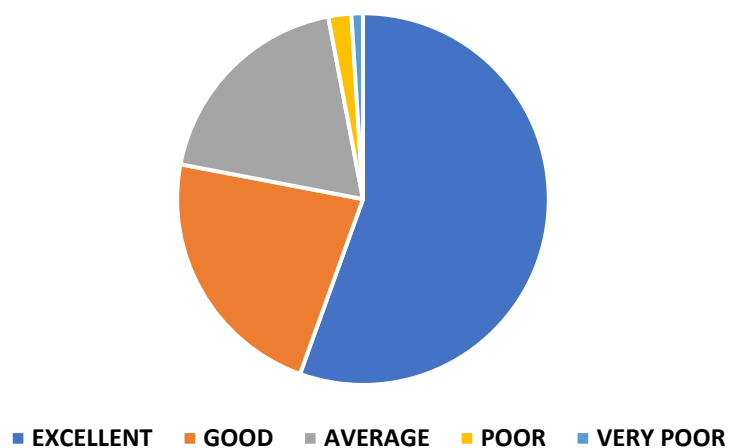
#### 1. Teacher being able to encourage conceptual clarity and understanding



#### 2. Inspiration provided by the teacher.

	NO. OF PARTICIPANTS	COURSE					
			EXCELLENT	GOOD	AVERAGE	POOR	VERY POOR
	200	U.G. & P.G.	111	45	38	4	2

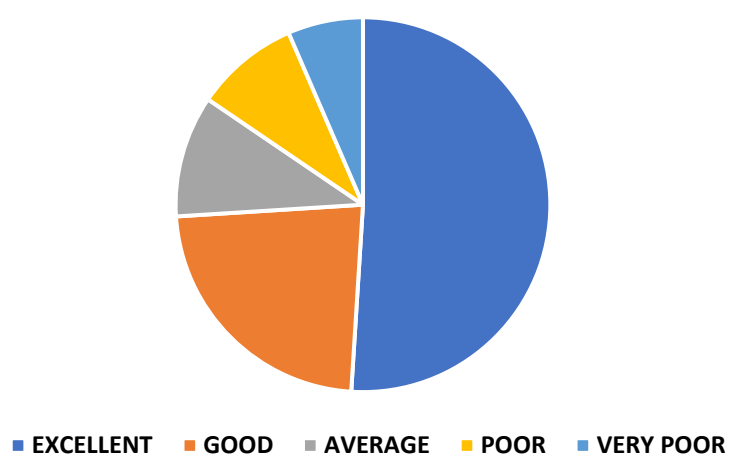
## 2. Inspiration provided by teacher.



## 3. Teacher's ability for communication.

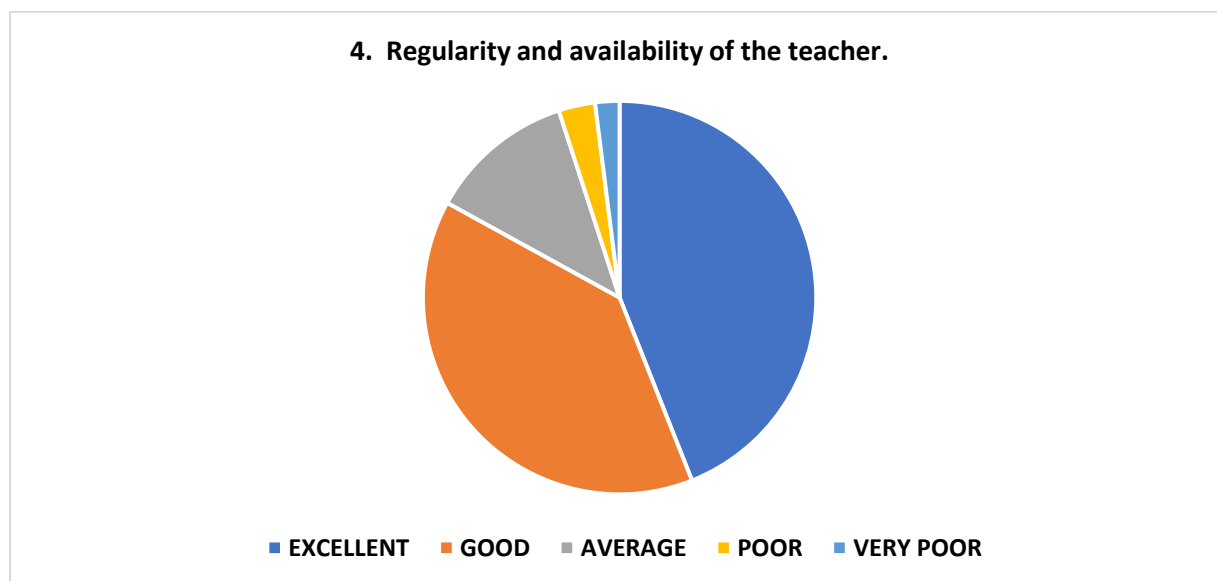
	NO. OF PARTICIPANTS	COURSE					
			EXCELLENT	GOOD	AVERAGE	POOR	VERY POOR
	200	U.G. & P.G.	102	46	21	18	13

## 3. Teacher's ability for communication.



#### 4. Regularity and availability of the teacher.

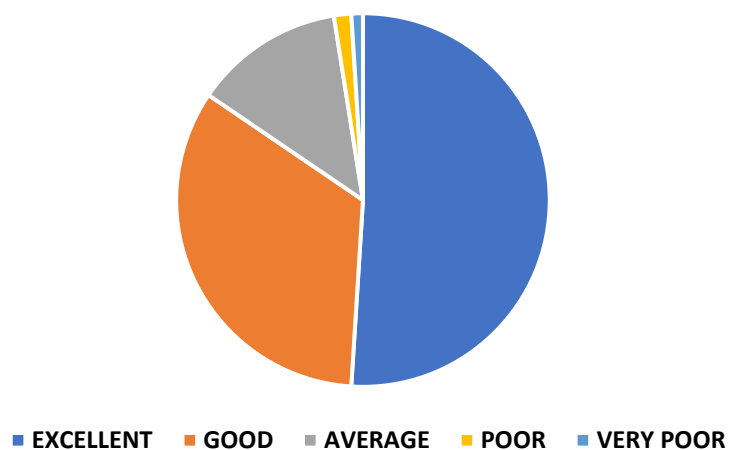
	NO. OF PARTICIPANTS	COURSE					
			EXCELLENT	GOOD	AVERAGE	POOR	VERY POOR
	200	U.G. & P.G.	88	78	24	6	4



#### 5. The subject understanding of the teacher.

	NO. OF PARTICIPANTS	COURSE					
			EXCELLENT	GOOD	AVERAGE	POOR	VERY POOR
	200	U.G. & P.G.	102	67	26	3	2

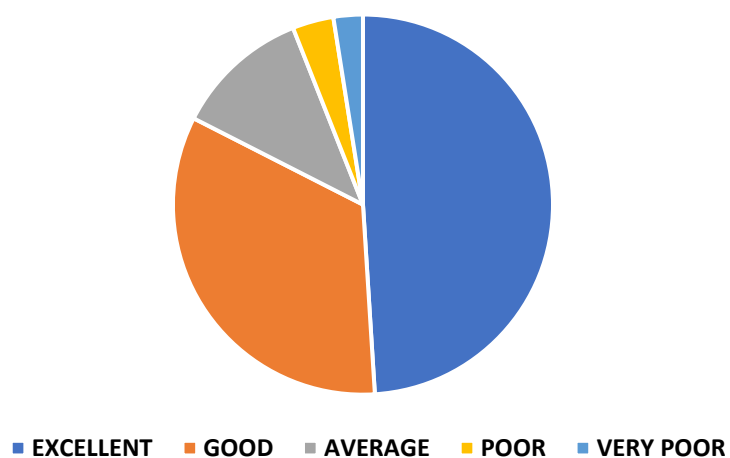
### 5. The subject understanding of the teacher.



### 6. Course, Completion and Coverage by Teacher.

	NO. OF PARTICIPANTS	COURSE					
			EXCELLENT	GOOD	AVERAGE	POOR	VERY POOR
	200	U.G. & P.G.	98	67	23	7	5

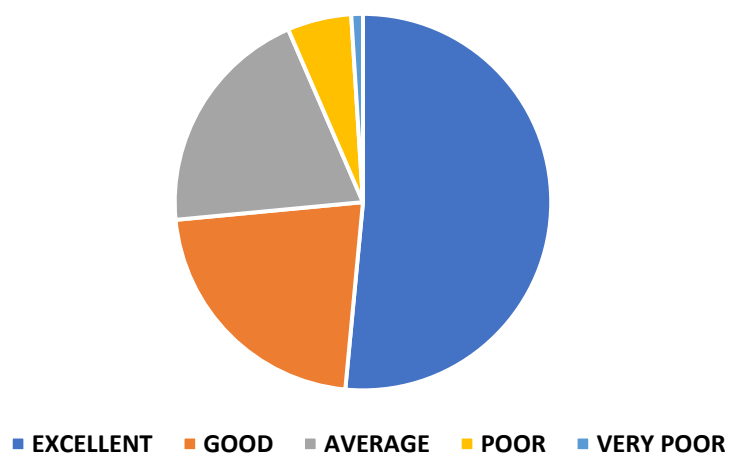
### 6. Course, Completion and Coverage by Teacher.



**7. Teacher combines theory with practical illustrations.**

	NO. OF PARTICIPANTS	COURSE					
			EXCELLENT	GOOD	AVERAGE	POOR	VERY POOR
	200	U.G. & P.G.	103	44	40	11	2

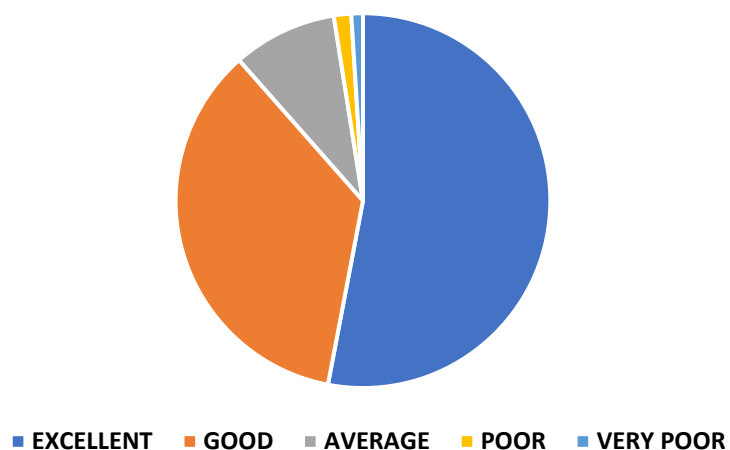
**7. Teacher combines theory with practical illustrations.**



**8. Guidance and interaction of teachers outside of the classroom.**

	NO. OF PARTICIPANTS	COURSE					
			EXCELLENT	GOOD	AVERAGE	POOR	VERY POOR
	200	U.G. & P.G.	106	71	18	3	2

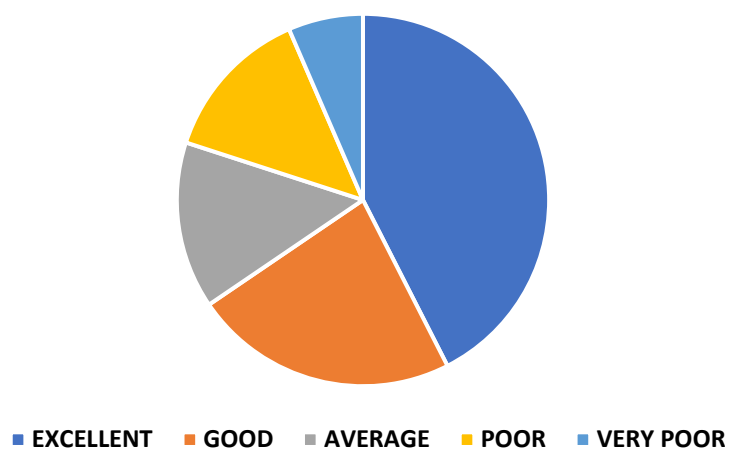
**8. Guidance and interaction of teachers outside of the classroom.**



**9. Feedback on campus infrastructure.**

	NO. OF PARTICIPANTS	COURSE					
			EXCELLENT	GOOD	AVERAGE	POOR	VERY POOR
	200	U.G. & P.G.	85	46	29	27	13

**9. Feedback on campus infrastructure.**



### 10. Feedback on Governance and Administration.

	NO. OF PARTICIPANTS	COURSE					
			EXCELLENT	GOOD	AVERAGE	POOR	VERY POOR
	200	U.G.& P.G.	102	65	18	10	5

### 10. Feedback on Governance and Administration.

